





Decorate the Egg Template



Decorate the Egg Template



Decorate the Egg Template

1. Print the Easter egg template on regular paper or cardstock and cut out the pieces. You can either color in the egg or use it as a pattern to trace onto poster board.
2. Print the character decorations on regular paper or sticker paper. Color them in with crayons, color pencils, or markers. Choose your favorite characters to stick on the egg.
3. Add your own crafty flair to the egg, like glitter, dry macaroni, popcorn, or beads.